

Extero

Exhaust centrifugal fans

Use

- Extract ventilation systems installed in various premises.
- External wall mounting from outside.
- Compatible with Ø100 up to 200 mm round air ducts.



Air flow:
up to 710 m³/h
197 l/s



Power:
from 71 W



Noise level:
from 54 dBA



Design

- Steel casing with a special polymer atmospheric resistant coating.
- Special design of the casing protects the motor against direct sprays of water.
- Vertical air exhaust downwards through a protecting screen against birds and rodents.
- Back side has a special sealant for tight contact and adaption to the wall.
- The connection spigot is equipped with rubber seal.

Motor

- Single-phase external rotor motor with a centrifugal impeller with backward curved blades.
- Equipped with ball bearings for longer service life.
- Integrated thermal protection with automatic restart.
- Dynamically balanced impeller.

Speed control

- Smooth or step speed control with a thyristor or autotransformer speed controller (available upon order) connected to the maximum speed terminal of the motor.

Mounting

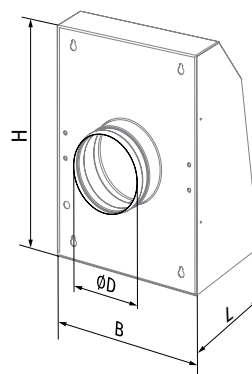
- Vertical mounting on external walls of buildings and premises.
- Flexible air duct is fixed on the fan spigot with a clamp.
- The fan with connected air duct is fixed at the wall on a mounting plate. Power supply through the external terminals. After mounting of the ventilator a protection cover is mounted over the mounting plate.

Designation key

Series	Duct diameter [mm]
Extero	100; 125; 150; 160; 200

Overall dimensions [mm]

Type	Ø D	B	H	L	Weight [kg]
Extero 100	99	260	355	138	4.1
Extero 125	124	260	355	138	4.1
Extero 150	149	300	400	138.2	4.5
Extero 160	159	300	400	138.2	4.5
Extero 200	199	300	400	138.2	4.5



Accessories

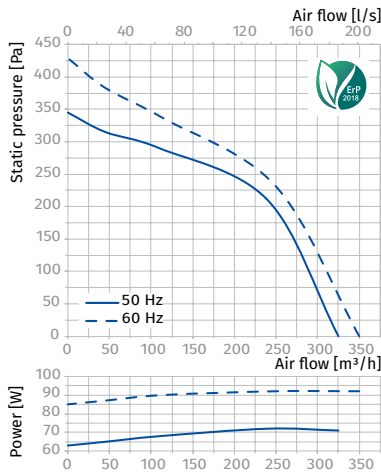
Silencer	Backdraft air damper	Air dampers	Clamp	Speed controller	Timers/Sensors
					
SD	VRV	VK / VKA	KZ	CDT E1.8	TE(TI) / HSE(HSI) / LSE(LSI) / IRSE(IRSI)

Technical data

Parameters	Extero 100		Extero 125		Extero 150		Extero 160		Extero 200	
Voltage [V]	1 ~ 230		1 ~ 230		1 ~ 230		1 ~ 230		1 ~ 230	
Frequency [Hz]	50	60	50	60	50	60	50	60	50	60
Power [W]	71	92	75	98	96	100	95	96	96	97
Current [A]	0,31	0,4	0,33	0,43	0,42	0,44	0,41	0,42	0,42	0,42
Maximum air flow [m³/h (l/s)]	325 (90)	350 (97)	485 (135)	500 (139)	630 (175)	650 (181)	650 (181)	685 (190)	700 (194)	710 (197)
RPM [min⁻¹]	2530	2625	2475	2570	2400	2270	2440	2400	2515	2555
Sound pressure at 3 m [dBA]	54	54	54	54	58	58	60	60	62	62
Max. transported air temperature [°C]	+55		+55		+55		+55		+55	
SEC class	C		B		B		B		B	
IP rating	IPX4		IPX4		IPX4		IPX4		IPX4	
Motor IP rating	IP44		IP44		IP44		IP44		IP44	
ErP	2018		2018		2018		2018		2018	

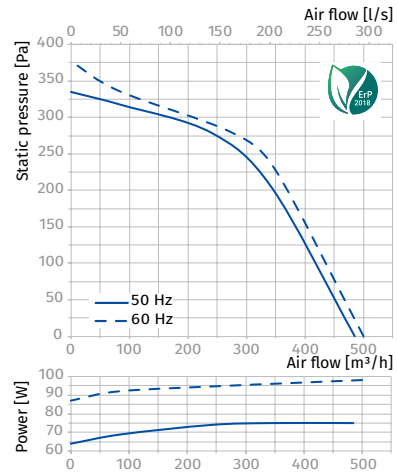
EXTERO 100

Sound power level, A-weighted	Octave frequency bands [Hz]								
	Gen.	63	125	250	500	1000	2000	4000	8000
L _{WA} to inlet [dBA]	60	46	52	58	58	58	51	40	28
L _{WA} to environment [dBA]	58	39	40	49	55	60	56	43	35



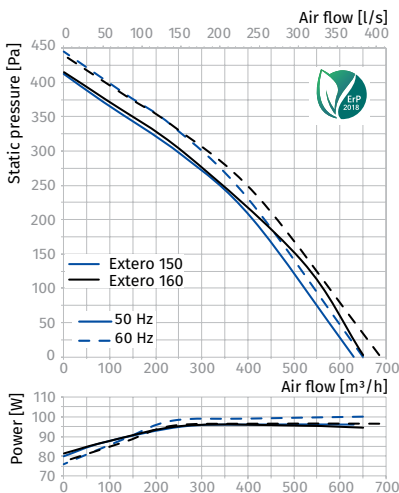
EXTERO 125

Sound power level, A-weighted	Octave frequency bands [Hz]								
	Gen.	63	125	250	500	1000	2000	4000	8000
L _{WA} to inlet [dBA]	58	48	54	59	56	57	52	42	29
L _{WA} to environment [dBA]	59	41	41	52	55	58	54	46	35



EXTERO 150, EXTERO 160

Sound power level, A-weighted	Octave frequency bands [Hz]								
	Gen.	63	125	250	500	1000	2000	4000	8000
EXTERO 150									
L _{WA} to inlet [dBA]	57	45	53	54	57	56	46	38	19
L _{WA} to environment [dBA]	56	48	38	48	52	54	49	39	32
EXTERO 160									
L _{WA} to inlet [dBA]	55	44	54	55	58	54	46	36	18
L _{WA} to environment [dBA]	54	46	39	49	51	53	49	42	31



EXTERO 200

Sound power level, A-weighted	Octave frequency bands [Hz]								
	Gen.	63	125	250	500	1000	2000	4000	8000
L _{WA} to inlet [dBA]	59	48	55	50	58	58	48	41	23
L _{WA} to environment [dBA]	55	47	39	51	55	53	52	38	33

